

DO30U/S



FEATURES

Rigorously tested for decades of use

Exceptional support from our Customer Care team in Madison

Rotating control panel disappears when not in use

10 cooking modes make meals easy

Dual convection oven for faster, more consistent cooking

Heavy-gauge stainless steel

Temperature probe cooks to ideal doneness and lets you know when it's ready

Self clean, delayed start, timed cook, Sabbath mode and more

Cobalt blue porcelain interior

ACCESSORIES

Full-extension easy glide oven rack

Set of two standard oven racks

30" baking sheet

Set of two standard oven racks

Accessories available through an authorized dealer.

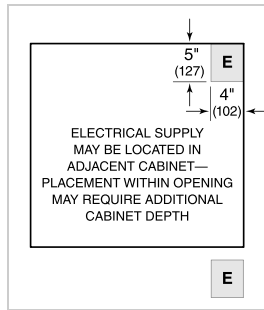
For local dealer information, visit subzero-wolf.com/locator.



PRODUCT SPECIFICATIONS

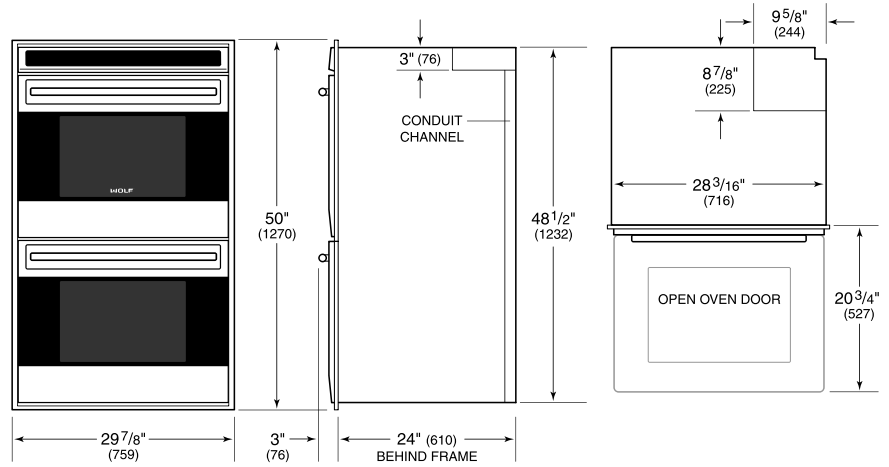
Model	DO30U/S
Dimensions	29 7/8"W x 50"H x 24"D
Oven 1 Interior Dimensions	25"W x 16 1/2"H x 19"D
Oven 2 Interior Dimensions	25"W x 16 1/2"H x 19"D
Overall Capacity	4.5 cu. ft.
Usable Capacity	2.8 cu. ft.
Door Clearance	20 3/4"
Weight	266 lbs
Electrical Supply	240/208 VAC, 60 Hz
Electrical Service	50 amp circuit
Conduit Length	4 Feet

ELECTRICAL

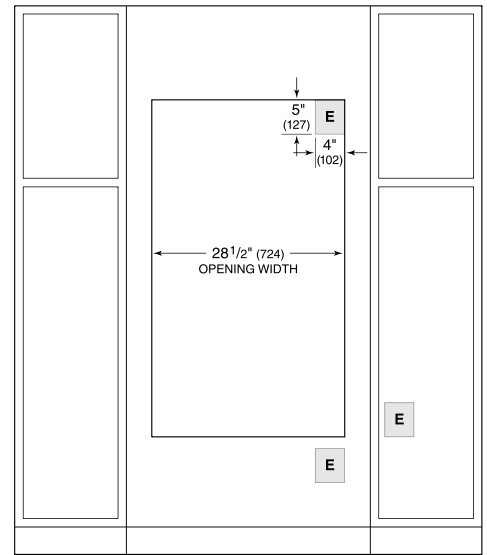
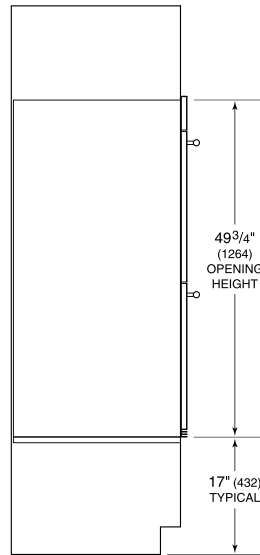
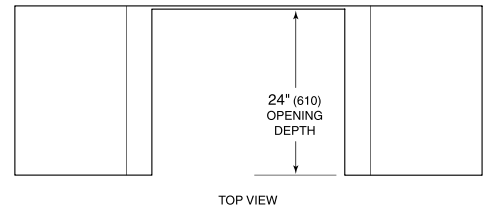


NOTE: Dimensions in parenthesis are in millimeters unless otherwise specified

DIMENSIONS



STANDARD INSTALLATION



NOTE: Location of electrical supply within opening may require additional cabinet depth.