

**IM15/S**

**FEATURES**

---

Rigorously tested for decades of use

---

Exceptional support from our Customer Care team in Madison

---

Integrated design, slim 15" width works alongside range or full-size cooktop

---

High-output 22,000 Btu burner sculpts its flame for perfect stir frying

---

Spark ignition system re-ignites if flame goes out

---

Illuminated control panel

---

Interchangeable wok and low-profile grates

---

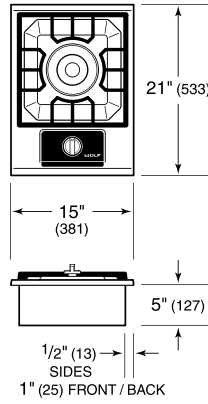
Seamless burner pan for easy clean-up



**PRODUCT SPECIFICATIONS**

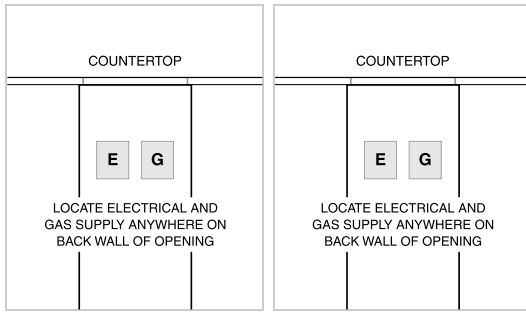
Model	IM15/S
Dimensions	15"W x 5"H x 21"D
Weight	30 lbs
Electrical Supply	120 VAC, 60 Hz
Electrical Service	15 amp dedicated circuit
Gas Supply	3/4" rigid pipe
Gas Inlet	1/2" NPT male
Power Cord Length	6 Feet
Receptacle	3-prong grounding-type

**DIMENSIONS**



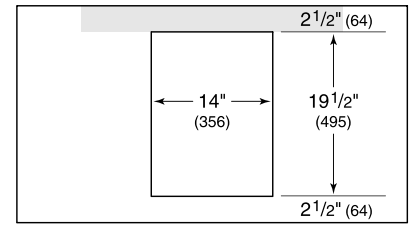
**ELECTRICAL**

**PLUMBING**

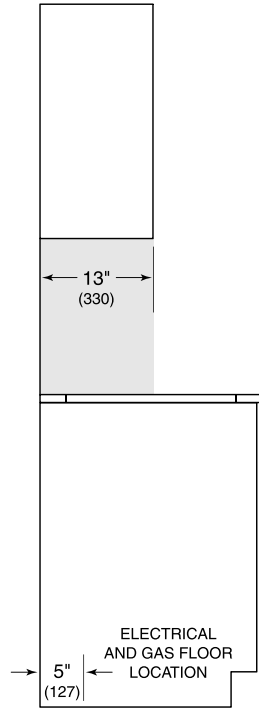


**PRODUCT DIMENSIONS** Product dimensions do not include panel or handle and will vary with panel thickness. Allow for panel thickness when planning the finished opening depth.

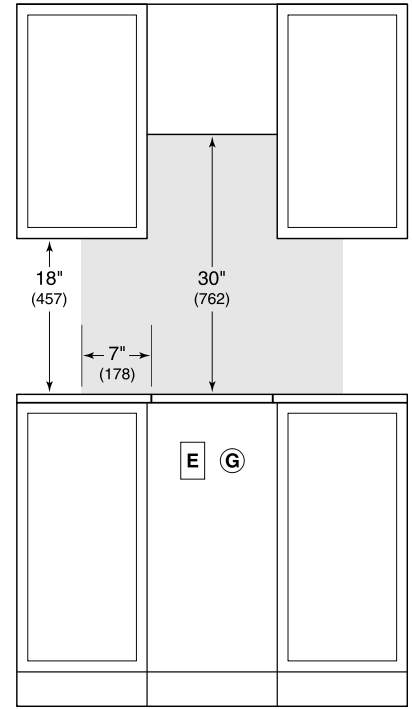
**STANDARD INSTALLATION**



COUNTERTOP CUT-OUT



SIDE VIEW



FRONT VIEW

*NOTE: Shaded area above countertop indicates minimum clearance to combustible surfaces, combustible materials cannot be located within this area.*