

XJ SERIES

FRICITION WASH SYSTEMS




INTERCLEAN'S MODERN BRUSH DESIGN

SELECTION OF BRUSH MATERIALS

Soft yet durable brushes clean the entire vehicle's surface area without damaging any surfaces or finishes on the vehicle, even after an extended number of uses.

- » 1mm thick strands of polyethylene thread
- » Non-water absorbing, ultra soft foam



BRUSH STRUCTURE

- » All standard XJ brush models are installed with fixed top and bottom mounts ensuring that even pressure is applied along the entire brush, resulting in a more effective clean from top to bottom.
- » Brush structure has no other moving components aside from the rotating fixed brushes themselves, ensuring flawless operation with little required maintenance and virtually no down time due to misuse or abuse.
- » "Brush crush" or pressure is controlled by air over oil cylinder, and is easily adjusted from a regulator.

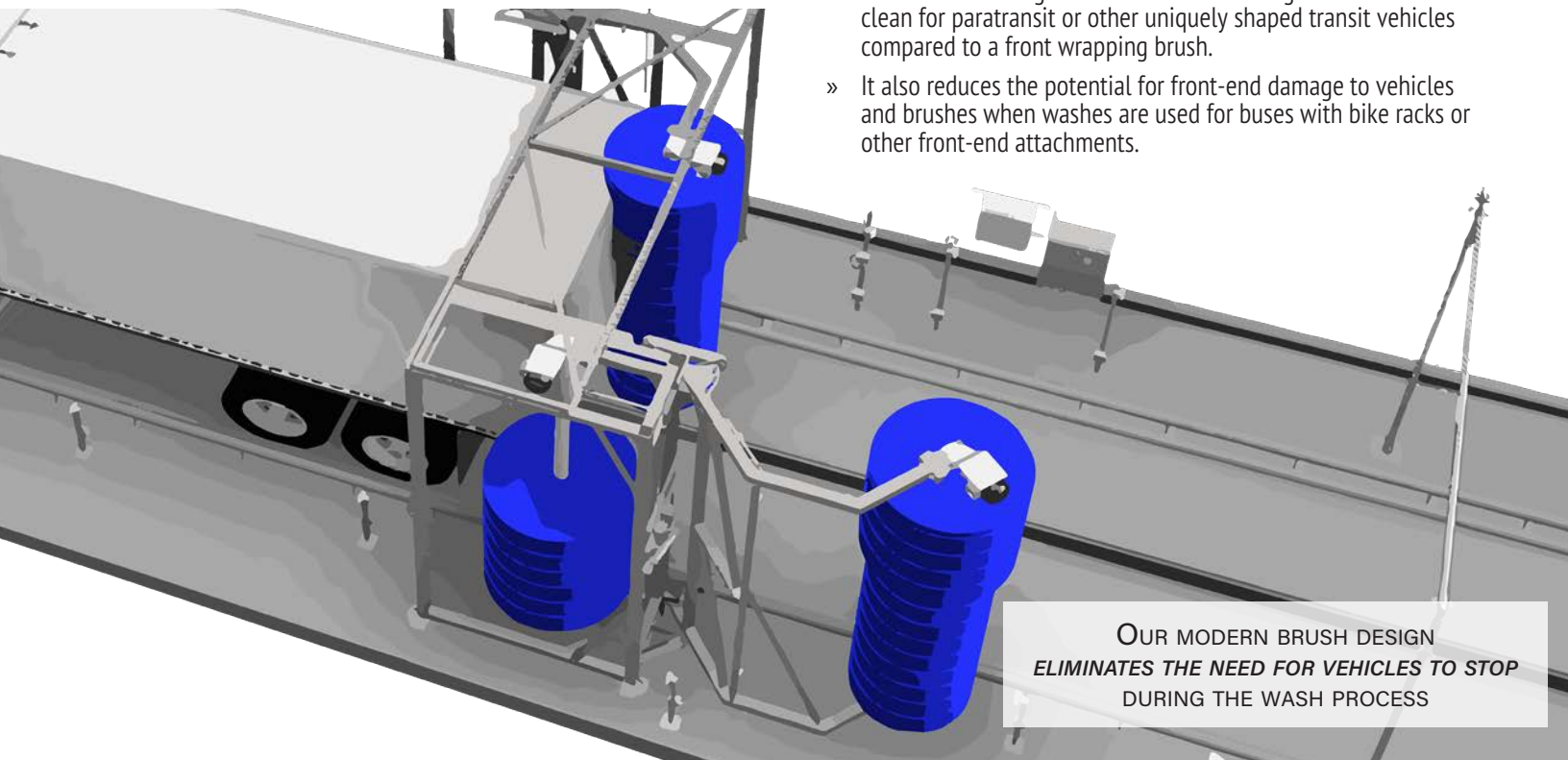


CHASING WRAP BRUSHES

- » The rear brushes of the XJ are designed to follow or "chase" the back of the vehicle instead of "swiping" at the surfaces, cleaning the rear of the vehicle in an overlapping pattern as it proceeds through the wash.
- » This chasing wrap movement of the rear brushes increases the length of time the rear brushes have contact with the vehicles surface (from 1-2 seconds to 6-8 seconds), leading to a more thorough clean without increasing the overall wash time.
- » Brushes maintain contact with and continue washing the rear surfaces until deactivated by a sensor triggered as the vehicle moves out of reach.

Front-of-Vehicle Wash

- » Touchless cleaning results in a more thorough front-end clean for paratransit or other uniquely shaped transit vehicles compared to a front wrapping brush.
- » It also reduces the potential for front-end damage to vehicles and brushes when washes are used for buses with bike racks or other front-end attachments.



OUR MODERN BRUSH DESIGN
ELIMINATES THE NEED FOR VEHICLES TO STOP
DURING THE WASH PROCESS

XJ WASH SYSTEMS

The InterClean XJ modules are effective friction type drive-through wash systems, perfect for demanding wash cycles. These systems achieve a thorough and complete clean by using both high-pressure water and modern friction cleaning technologies.

A modern brush design is used across all of InterClean's XJ friction wash systems. Even pressure from our brush supported at both the top and bottom is combined with the quick friction movement of our chasing wrap brushes. This design results in a stronger wash capability and reduced amount of detergent needed per wash.

The XJ module is available in either a 2 brush XJ 402 or a 4 brush XJ 404 for counter rotating action, and is ideally suited for:

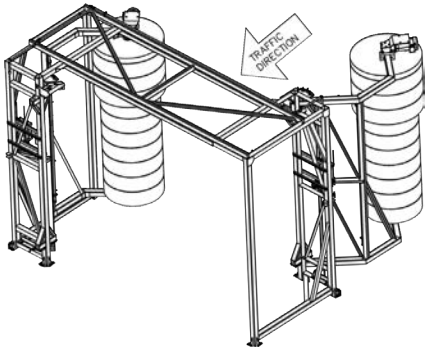
- School Buses
- City Buses
- Motor Coaches
- Box Trucks
- Paratransit Vehicles
- Subways
- Light Rail Systems
- People Movers



XJ BRUSH MODULES

XJ 402

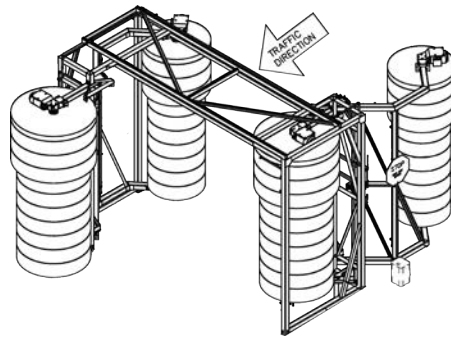
DRIVE THROUGH, TWO BRUSH WASH



(2) BRUSHES CLEAN SIDES OF THE VEHICLE THEN "WRAP" TO CLEAN REAR SURFACES

XJ 404 FF (FIXED FRONT)

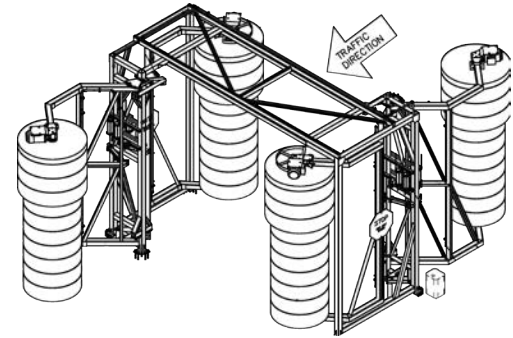
DRIVE THROUGH, FOUR BRUSH WASH



(2) FRONT BRUSHES REMAIN FIXED USED ONLY TO CLEAN SIDES OF VEHICLE, (2) REAR BRUSHES "WRAP" TO CLEAN REAR SURFACES.

XJ 404 FW (FULL WRAP)

DRIVE THROUGH, FOUR BRUSH WASH



(2) FRONT BRUSHES "WRAP" TO CLEAN FRONT AND SIDES OF THE VEHICLE, (2) REAR BRUSHES "WRAP" TO CLEAN SIDES AND REAR SURFACES.



XJ-402

SYSTEM MODULE



XJ 402 SYSTEM FEATURES

- » Wash system capable of washing all vehicles up to 12' or 14.5' in height depending on site specifications and vehicle needs.
- » Independently controlled brush module on each side of the vehicle controlled by proximity sensors and air over oil cylinders allowing for precise movement and consistent pressure on the sides of the vehicle.
- » Rear surface wash uses separately adjustable air pressure for the rear follow-up brush.
- » Touchless cleaning for the front of the vehicle is accomplished using stainless steel spray nozzles and a pump delivering 150 GPM at approximately 115 PSI.



WASH PROCESS:

- » The bus enters the wash and receives full soap on front, sides, and rear
- » XJ brush module cleans sides of vehicle then “wraps” to clean rear of vehicle
- » Front cleaning of the vehicle is addressed by touchless high-pressure spray nozzles
- » Chassis spray bar cleans underside of vehicle
- » Spray bars clean wheels and lower sides of vehicle
- » Final rinse arch removes any residual dirt and chemicals

XJ 1000 BRUSH MODULE



The XJ 1000 brush modules are single-brush units which can be added to any wash system for additional cleaning action.

XJ 1000 MODULE FEATURES

- » Position adjusts for the width of the vehicle to maintain consistent contact between side surfaces of the vehicle and the brushes
- » Brush material options include Polyethylene filaments or non-absorbent foam
- » Available in standard or custom sizes as required by individual wash systems
- » Independently controlled brush modules for complete cleaning top to bottom
- » Brush movement is controlled by pneumatic cylinders allowing for precise movement and consistent pressure on the sides of the vehicle



XJ-404

SYSTEM MODULES

THE XJ 404 CONSISTS OF (4) ROTATING BRUSHES AVAILABLE IN (2) CONFIGURATIONS

- » **XJ 404 FIXED FRONT (FF)** with stationary front brushes. For situations where using a brush on the front surfaces is not desired, these front brushes remain in a fixed position used only to clean the sides of a vehicle as it passes through the wash.
- » **XJ 404 FULL WRAP (FW)** with wrapping front brushes. As the vehicle moves into range, the XJ 404 FW front brushes will “wrap” to clean the front of the vehicle.

XJ 404 SYSTEM FEATURES

- » Stainless steel chemical arch with water and chemical saving check valves and quick disconnect nozzle tips for easy cleaning and maintenance.
- » Separate intensified detergent application manifold for rear application comes standard.
- » Stainless steel rinse arches with water saving check valves and quick disconnect valves for easy cleaning and maintenance.
- » High pressure arch for intensified touchless cleaning of front surfaces.
- » Vehicle location and speed are monitored at all times throughout the wash process. Photographic eye sensor activation for reduced utility costs (water, chemical, electric).

XJ 404 FULL WRAP

- » System is capable of brush washing the entire front, sides, and rear of the vehicle; the front brush wrap may be turned off if needed using a selector switch at the wash entrance.
- » When “front wrap” is selected, the brushes will move into position to scrub the windshield once the system detects the bus is in the appropriate location to clean the front surfaces.
- » Front surface cleaning is completed in an overlapping pattern before brushes move around the mirrors to wash the sides.



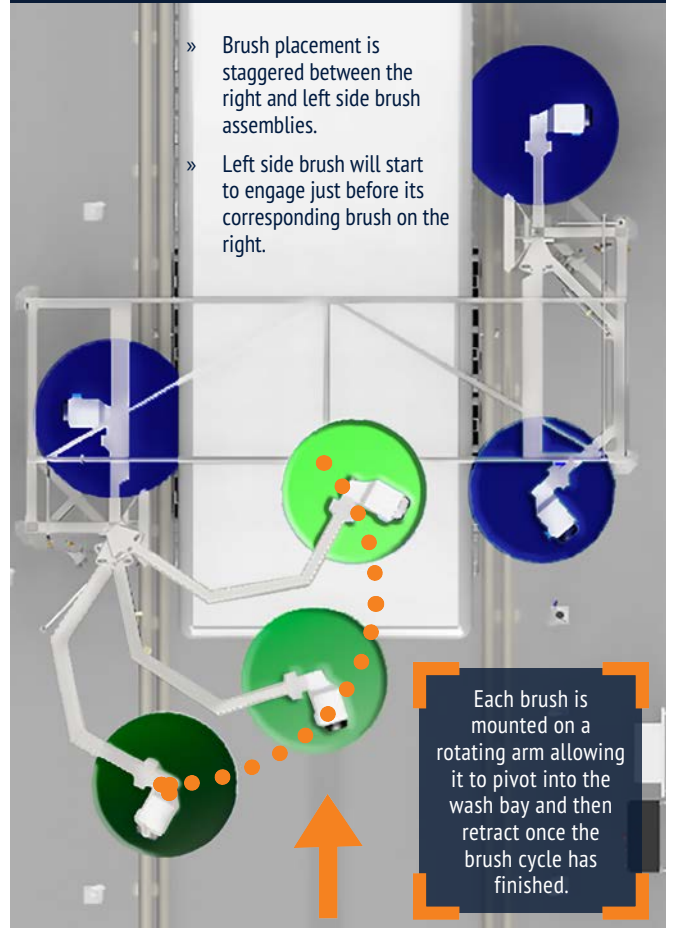
XJ 404 FIXED FRONT

- » Rather than wrapping the front brushes, a touchless high-pressure front spray is activated and deactivated by sensors as the vehicle moves through the wash bay to clean the windshield and front surfaces.
- » Touchless cleaning for the front of the vehicle is accomplished using stainless steel spray nozzles and a pump delivering 150 GPM at approximately 115 PSI.
- » Using recycled water for high-pressure cleaning of the vehicle’s front is often selected for this stage of the wash to cut down on water usage.



REAR BRUSH CLEANING ACTION

- » Brush placement is staggered between the right and left side brush assemblies.
- » Left side brush will start to engage just before its corresponding brush on the right.



Front brush modules are located towards the end of the wash bay, rear brushes towards the entrance.

EQ 100 WATER RECLAIM SYSTEM

Recycling wash water greatly decreases the amount of fresh water needed, and disposed of by up to 90% each wash. Water reclamation saves money and enables facilities to operate efficiently in areas with high water and sewer costs, or areas that are highly regulated.

By using the efficient and cost-effective EQ 100 water recycling system, InterClean Equipment is able to employ the full force of huge volumes of pressurized wash water, which creates a cleaning impact that is simply not possible with other automatic vehicle washing systems.

The system is designed to recycle and aerate the wash water automatically, without requiring changing filters or manual supervision, and is capable of operating under the most demanding vehicle wash conditions such as recycling water used to wash garbage trucks.



The modular design requires only 25 ft² of space allowing for easy installation using a reclaim pit and almost any site configuration



FEATURES

System Design	<ul style="list-style-type: none"> The InterClean reclaim system is comprised of a Settling Pit, InterScreen® maintenance free filter, and the EQ Module. The modular footprint ensures that the equipment can be precisely configured at the factory to require a small footprint on-site. The module is pre-wired, pre-plumbed and mounted on a skid. 				
Settling Pit	<ul style="list-style-type: none"> Designed to promote separation of solids from the water. Continuously aerated by the recirculation pump to prevent unwanted odors. 				
Filtration	<ul style="list-style-type: none"> Maintenance free stainless steel InterScreen® filter is mounted in the settling pit supplying initial filtration. Cyclonic filtering mechanisms incorporated with module to further filter the water before delivering it to the high-pressure pump. 				
Treatment	<ul style="list-style-type: none"> Module comes equipped with bioremediation system to allow for enhanced water treatment capability. The system uses no chemicals or additives and is environmentally sustainable. 				
Dimensions	<ul style="list-style-type: none"> 60" (150 cm) wide x 60" (150 cm) long x 102" (260 cm) tall per unit 				
<table border="1" style="width: 100%;"> <tr> <th style="width: 50%;">Recycling Capacity</th> <th style="width: 50%;">High-Pressure Capacity for Reclaimed Water</th> </tr> <tr> <td>• 300 GPM (1250 l/m) continuously per unit</td> <td>• 50-300 GPM (200-1250 l/m) continuously per unit</td> </tr> </table>		Recycling Capacity	High-Pressure Capacity for Reclaimed Water	• 300 GPM (1250 l/m) continuously per unit	• 50-300 GPM (200-1250 l/m) continuously per unit
Recycling Capacity	High-Pressure Capacity for Reclaimed Water				
• 300 GPM (1250 l/m) continuously per unit	• 50-300 GPM (200-1250 l/m) continuously per unit				