



## Convection Microwave Oven

The Wolf convection microwave oven with optional trim can be used in combination with a Wolf built-in oven and/or warming drawer to finish off your cooking tower with an integrated look. You can choose from two different trim styles to match our built-in ovens. Whether you use it free-standing or in a combination installation, model MWC24 offers you the convection performance you would expect from Wolf.



### FEATURES

- Built-in or freestanding convection microwave oven with 1.5 cu ft capacity and 900 watts of power.
- Stainless steel trim to match L series and E series ovens.
- Sensor cooking.
- Slow cook mode for up to four hours.
- Easy-to-operate control panel and programmable power options.
- Interactive display—99 minutes, 99 seconds.
- Menu label and food guide.
- Multi-language—English, French and Spanish.
- Removable turntable and turntable support.
- Microwave tray for popcorn and meat.
- Multiple-rack baking.
- Safety door latches—oven will not operate unless the door is closed.
- Oven light comes on when oven is operating or door is open.
- Tight door seals with one-touch door open pad.

### BUILT-IN TRIM KITS

- 27" E series.
- 30" E series.
- 30" L series.
- 36" L series.



This appliance is certified by Star-K to meet strict religious regulations in conjunction with specific instructions found on [www.star-k.org](http://www.star-k.org).

### ACCESSORIES

The optional trim kits listed above are available as sales accessories through your authorized Wolf dealer. For local dealer information, visit the find a showroom section of our website, [wolfappliance.com](http://wolfappliance.com).

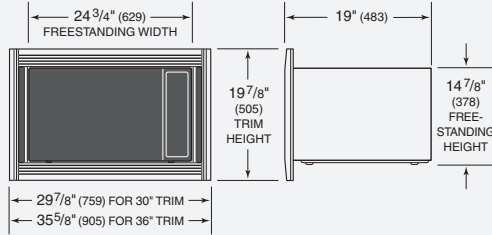


Control panel.

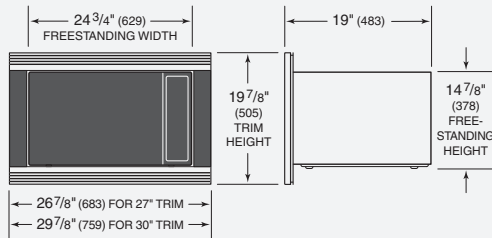


## Convection Microwave Oven

### OVERALL DIMENSIONS



#### L Series Trim



#### E Series Trim

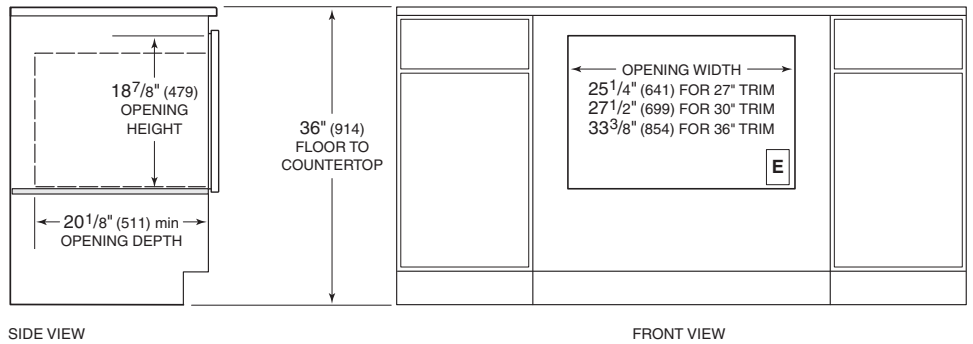
Unit dimensions may vary by  $\pm 1/8$ ".

### SPECIFICATIONS

Overall Width (freestanding)	24 <sup>3</sup> / <sub>4</sub> "
Overall Width with 30" Trim	29 <sup>7</sup> / <sub>8</sub> "
Overall Width with 27" Trim	26 <sup>7</sup> / <sub>8</sub> "
Overall Width with 36" Trim	35 <sup>5</sup> / <sub>8</sub> "
Overall Height (freestanding)	14 <sup>7</sup> / <sub>8</sub> "
Overall Height with Trim	19 <sup>7</sup> / <sub>8</sub> "
Overall Depth	20 <sup>1</sup> / <sub>8</sub> "
Interior Capacity	1.5 cu ft
Interior Dimensions	16 <sup>1</sup> / <sub>8</sub> " W x 9 <sup>5</sup> / <sub>8</sub> " H x 16 <sup>1</sup> / <sub>8</sub> " D
Power	900 W
Electrical Rating (with convection)	1.6 kW
Electrical Requirements	110/120 V AC 60 Hz, 15 amp circuit
Power Cord	3 <sup>1</sup> / <sub>2</sub> ' cord with grounded plug
Shipping Weight	68 lbs

### INSTALLATION SPECIFICATIONS

#### Built-In Installation with Trim



SIDE VIEW

FRONT VIEW

Dashed line represents profile of unit.

### INSTALLATION NOTES

If the microwave oven is built in, a trim kit is required for proper ventilation.

Specifications will vary with L series and E series trim kits. Refer to installation instructions provided with the trim kit for detailed specifications.

Complete installation specifications can be found on our website, [wolfappliance.com](http://wolfappliance.com).

Dimensions in parentheses are in millimeters unless otherwise specified.